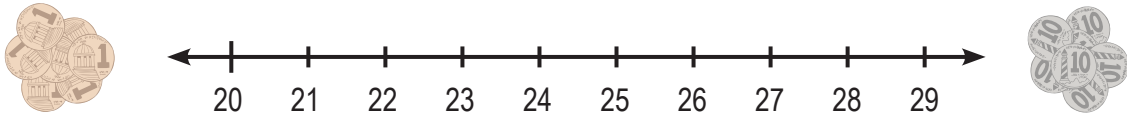


In the game of Iago, two players take turns placing coins on a number line and capturing their opponent's coins. The player with the most coins on the number line when the line is full wins.

Setup

The game is played on a number line with ten numbered marks. Each player begins with a set of game pieces. For example, Player 1 can use pennies, and Player 2 can use dimes.



Play

Players take turns placing one of their own coins on the number line until the board is full.

Players can capture each other's coins. To capture a dime, Player 1 must place a penny so that a dime is halfway between the new penny and a penny that was already on the number line. To capture a penny, Player 2 must place a dime so that a penny is halfway between the new dime and a dime that was already on the number line.

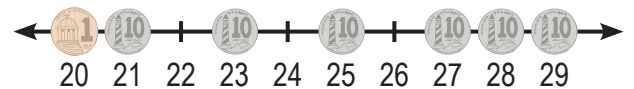
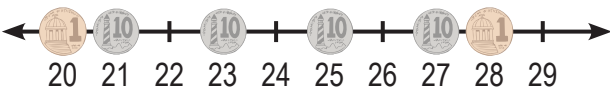
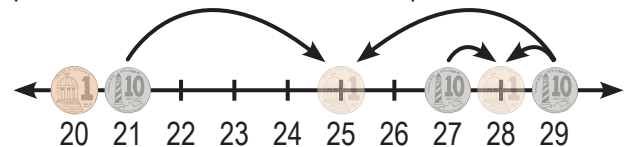
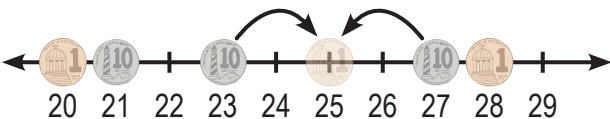
For example, it is Player 2's turn to place a dime on the board below:



By placing a dime on 23, Player 2 can capture the penny on 25 and replace it with a dime.

— or —

By placing a dime on 29, Player 2 can capture the pennies on 25 and 28! Both are replaced with dimes.



When a coin is replaced, the new coin is not used to create extra captures on the same turn.

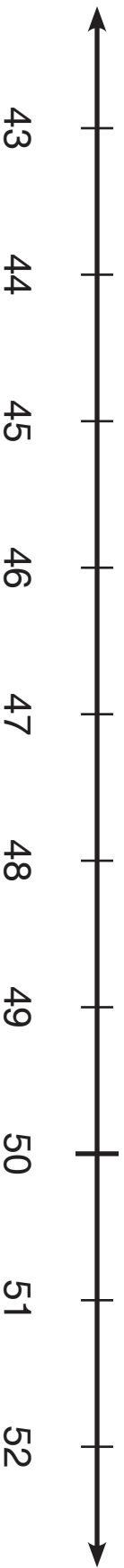
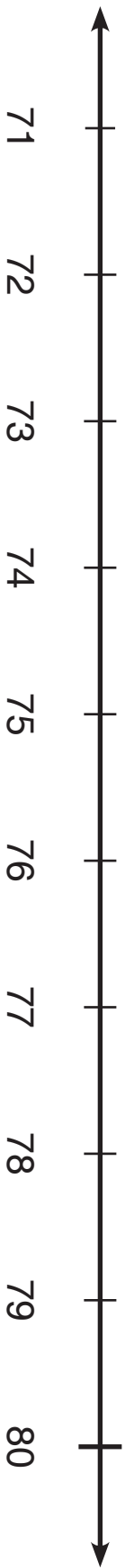
Winning

Play continues until there is a coin on each number. The player with the most coins on the number line wins. If players have the same number of coins, the game ends in a tie.

See the pages below for printable game boards and rule variations.

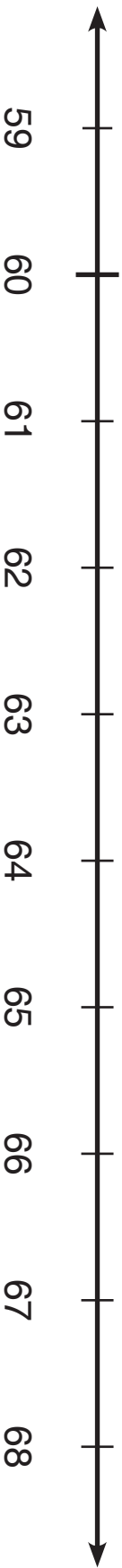


Use the game boards below to play!





Variation: If both players end the game with the same number of coins, Player 2 wins!





Variation: The dark circles below are “black holes.” Neither player can place a piece on a black hole!

